

R100

Electronic voltage regulator



Electronic voltage regulator **R100** is designed for generating and regulating a sinusoidal test voltage at frequencies equal or different from the frequency of the industrial network as part of test sets and measuring systems

FEATURES AND BENEFITS

- Variable output frequency
- Automatic or manual setting of the required voltage value
- High accuracy of setting voltage
- Control of voltage setting/relieving time
- Possibility to work with capacitive, inductive and active loads
- Enhanced security through ability to set threshold of voltage and current values
- Overheat and short circuit protection
- External limit switches monitoring
- Consideration of cable resistance (by material, length and cross section of conductors) when setting the required voltage directly at the burden terminals

- Several power units can be connected to increase output power
- Possibility to control via RS-232

APPLICATIONS

R100 is used by:

- CT and VT manufacturers
- Stationary and mobile calibration and reference laboratories

TECHNICAL SPECIFICATION

Output power	5 kV·A*
Output voltage (sinusoidal)	1...220 V
Output frequency	45...200 Hz
Output voltage instability	≤ 0,5 %
Total harmonic distortion (THD)	≤ 5 %
Output voltage accuracy	±1 %
Continuous operation time at maximum power ($I_{max} = 24 \text{ A}$)	30 min
* Several power units can be connected to increase output power. Can be supplied upon customer's request.	

Power mains

Rated Voltage	180...250 V
Rated Frequency	50/60 Hz
Power consumption at the maximum load	5,6 kV·A
Operating temperature	-10 °C...40 °C
Relative humidity	up to 90 % non-condensing






Size:

Power Unit	465 × 500 × 195 mm
Control Unit	465 × 420 × 150 mm

Weight:

Power Unit	22 kg
Control Unit	5 kg

ORDERING INFORMATION

No	Item Name	Part no.	
Scope of supply:			
1	R100 Power Unit (PU)	R100.200	
2	R100 Control Unit (CU)	R100.300	
3	Mains cable PC(PU)	R100.500	
4	Power Cord 10 A EU (CEE 7/XVII - C13)	—	
5	Power cable	R100.510	
6	Remote control	R100.610	
7	Interface cable (CU-PU)	R100.530	
8	Warning Lamp (Sound and light alarm)	R100.600	
9	Cable for connecting a closed door sensor LS(PU)	R100.540	
10	Closed-door sensor simulator	R100.541	
11	Electronic voltage regulator R100. Operating Manual	R100 OM	
12	Electronic voltage regulator R100. Passport	R100 P	
Additional order:			
13	Emergency shutdown cable ES(CU-PU)	R100.520	

OLTEST ENERGO Sp z o.o.

Development and production of
measurement devices

POSTAL ADDRESS

Oltest Energo Sp z o.o.,
Warsaw, 00-680,
Zurawia str., 43, 109

TEL and E-MAIL

(+48 22) 60-22-998
market@oltest.pl